



PV String Inverters

Brochure

“ Company Profile

Shenzhen Hopewind Electric Co., LTD. (Stock Code: 603063) focuses on the R&D, manufacturing, sales and service of renewable energy and electric drive products and the main products are wind power converter, PV inverter as well as the industry drive (variable frequency drive). Furthermore, Hopewind owns independent development & testing platforms of integrated high-power electric equipment and monitoring system. By innovation in technology and service, Hopewind continuously creates value for customers, and has become one of the most competitive enterprises in renewable energy field.

In the field of photovoltaic (PV) grid power generation, Hopewind offers competitive overall solutions, including string type and central/DC PV systems.

String PV inverters include residential 5kW ~ 8kW single-phase models, C&I 8kW~33kW low-power models, 36kW ~ 50kW medium-power models, 60kW ~ 125kW high-power models and DC1500V 250kW high-power models. At the same time, we also provide the corresponding WiFi/GPRS/4G modules, as well as the data collector modules in large-scale power plants to meet the requirement of the system remote monitoring, operation and maintenance management.

The central solution includes 500kW and 630kW grid-connected inverters for 1100V system and 1.25MW, 1.5625MW, 2.5MW and 3.125MW grid-connected inverters for 1500V system, as well as integration solution combination products such as inverter-transformer integrated containers.

The C&D solution includes 1000kW and 1250kW grid-connected inverters for 1100V system, and 1.0MW~6.25MW inverter containers and inverter-transformer integrated containers.

In the field of C&I BESS, we provide 60kW ~ 120kW outdoor energy storage integrated machine (100kWh/200kWh batteries are optional), to meet the peak load shifting and off-grid application in the case of power limit in factories.



Headquarter · Shenzhen

5 R&D and manufacturing bases: Shenzhen, Suzhou, Dongguan, Xi'an, Heyuan

30+ Global service bases: Deployed worldwide, and provides comprehensive services for global customers

» Contents



- 04 **Residential PV Inverter**
(5K/6K/8K)
- 06 **C&I Low Power Inverter**
(8K/10K/12K/15K/17K/20K/22K/25K/30K/33K)
- 08 **C&I Medium Power Inverter**
(36K/40K/50K)
- 10 **C&I High Power Inverter**
(60K/70K/75K/100K/110K/125K)
- 12 **DC1500V High Power String Inverter**
(250K)
- 14 **Communication Solution**
- 19 **Zero Export Solution**
- 22 **Project Cases**



Residential PV Inverter





High-efficiency

- 2 MPPTs
- High DC/AC ratio up to 1.5
- Max. DC voltage 550V
- Max. efficiency 98.59%



Reliability

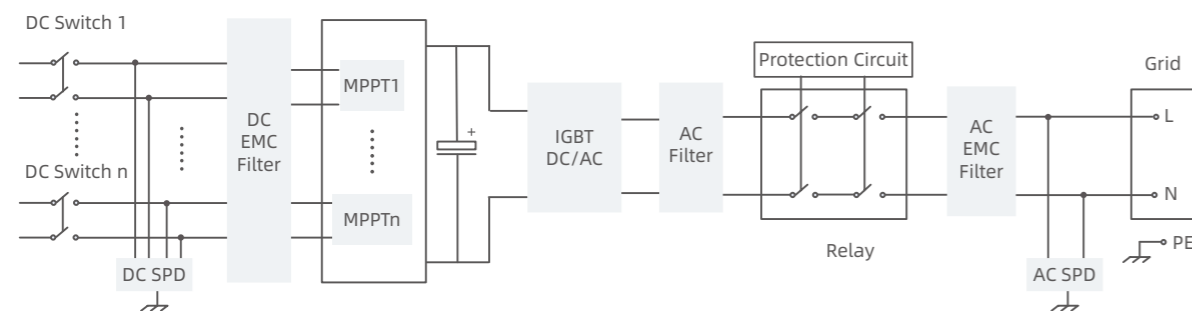
- IP65
- Mobile APP monitoring



Safety

- Anti-islanding protection
- Built-in AC and DC SPD

Topological Graph



Technical Parameters

Model		hopeSun 5KTL	hopeSun 6KTL	hopeSun 8KTL	
DC Input	Max. DC Voltage	550V			
	Starting Voltage	140V			
	MPPT Voltage Range	90V~500V			
	MPPT Range Full Load	200V~480V	240V~480V	220V~480V	
	Max. Input Current of Each MPPT	13A / 13A		25A / 13A	
	Max. short-circuit current	19A / 19A		38A / 19A	
	Number of DC Inputs	1 / 1		2 / 1	
	MPPT Number	2			
AC Output	Rated Output Power	5kW	6kW	8kW	
	Max. Active Power (cosθ=1)	5.5kW	6.6kW	8.8kW	
	Rated Output Voltage	220V / 230V (Single-phase)			
	Operating Voltage Range	172.5V~276V			
	Max. Output Current	25A	30A	40A	
	Rated Grid Frequency	50Hz / 60Hz			
	Power Factor	0.8 (Leading) ~ 0.8 (Lagging)			
	THD	<3%			
	System Parameters	Max. Efficiency	98.47%	98.55%	98.59%
		European Efficiency	98.00%		
AC/DC SPD		Yes			
Anti-Islanding Protection		Yes			
Insulation Impedance Detection		Yes			
Residual Leakage Current Detection		Yes			
PV String Fault Detection		Yes			
Output Overcurrent Protection		Yes			
Protection Degree		IP65			
Operating Temperature Range		-25°C ~ +60°C			
Cooling System		Natural Cooling			
Standby Power Consumption		<1W			
Topology		Transformerless			
Operating Altitude		4000m (Derating above 3000m)			
Display		LED Indicator + APP			
Communication		WiFi / GPRS / 4G			
Certification		IEC61683 / IEC62109 / IEC61000 / IEC62116 / IEC61727 / iNMETRO			
Mechanical Parameters		Dimensions (W*H*D)	325*380*177mm		
	Weight	≤14kg			

C&I Low Power Inverter



High-efficiency

- 2 MPPTs
- Max. efficiency 99.0%
- Max. 20A DC input current
- 100%Pn under 45°C
- High DC/AC ratio up to 1.5
- High precision & intelligent string detection

Reliability

- Under/over voltage protection
- Anti-islanding protection
- Built-in AC and DC SPD
- 8K~12K natural cooling, 15K~33K smart air cooling

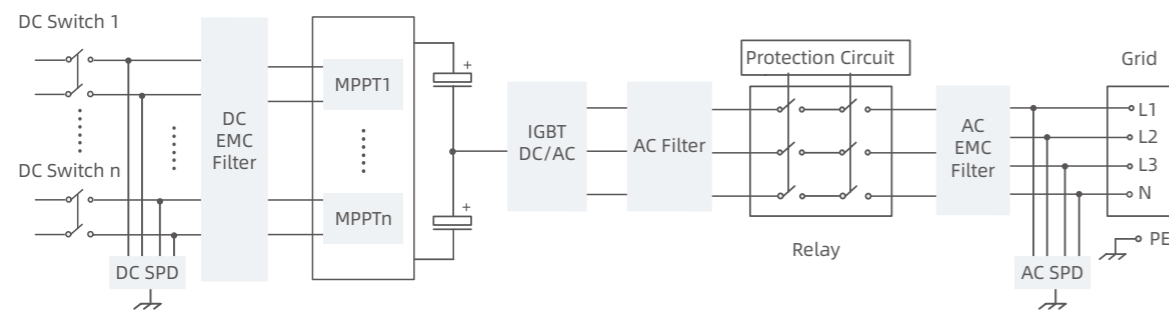
User-friendliness

- With single-inverter zero export interface
- Mobile APP monitoring

Technical Parameters

Model	hopeSun 8KTL	hopeSun 10KTL	hopeSun 12KTL	hopeSun 15KTL	hopeSun 17KTL	hopeSun 20KTL	hopeSun 22KTL	hopeSun 25KTL	hopeSun 30KTL	hopeSun 33KTL															
DC Input	Max. DC Voltage										1100V														
	Starting Voltage										200V														
	MPPT Voltage Range										200V~1000V														
	MPPT Range Full Load										370V~850V			450V~850V			425V~850V								
	Max. Input Current of Each MPPT										20A / 20A		26A / 20A		30A / 30A		40A / 40A								
	Max. short-circuit current										30A / 30A		39A / 30A		45A / 45A		60A / 60A								
	Number of DC Inputs										1 / 1		2 / 1		2 / 2		3 / 3								
MPPT Number										2															
AC Output	Rated Output Power										8kW	10kW	12kW	15kW	17kW	20kW	22kW	25kW	30kW	33kW					
	Max. Active Power (cosθ=1)										8.8kW	11kW	13.2kW	16.5kW	18.7kW	22kW	24.2kW	27.5kW	33kW	36.3kW					
	Rated Output Voltage										400V (Three-phase) (380V optional)														
	Operating Voltage Range										300V~520V														
	Rated Output Current										11.6A	14.5A	17.4A	21.7A	24.6A	28.9A	31.8A	36.1A	43.5A	47.6A					
	Max. Output Current										12.7A	16.0A	19.1A	23.9A	27.0A	31.8A	35.0A	39.7A	47.6A	52.4A					
	Rated Grid Frequency										50Hz / 60Hz														
	Power Factor										0.8 (Leading)~0.8 (Lagging)														
	THD										<3%														
	Max. Efficiency										98.60%		98.61%		98.62%		98.63%		98.65%		98.94%		99.00%		98.80%
European Efficiency										98.40%		98.41%		98.42%		98.43%		98.45%		98.74%		98.80%		98.60%	
AC/DC SPD										Yes															
Anti-Islanding Protection										Yes															
Insulation Impedance Detection										Yes															
Residual Leakage Current Detection										Yes															
PV String Fault Detection										Yes															
Output Overcurrent Protection										Yes															
Protection Degree										IP65															
Operating Temperature Range										-25°C~+60°C															
Cooling System										Natural Cooling					Smart Air Cooling										
Standby Power Consumption										<1W															
Topology										Transformerless															
Operating Altitude										4000m (Derating above 3000m)															
Display										LED Indicator + APP															
Communication										WiFi / GPRS / 4G															
DC & AC Terminator										DC:MC4 AC:OT/ DT															
Certification										EN50549 / IEC61683 / IEC62109 / IEC61000 / IEC62116 / IEC61727 / CQC / CGC															
Optional										WiFi&GPRS&4G Module / Anti-PID Module / Zero Export Module															
Mechanical Parameters	Dimensions (W*H*D)										380*400*247mm					380*450*247mm									
	Weight										≤22kg					≤25kg		≤30kg		≤35kg					

Topological Graph



C&I Medium Power Inverter



High-efficiency

Max. efficiency 99.03%
Max. 20A DC input current
100%Pn under 45°C
High DC/AC ratio up to 1.5
High precision & intelligent string detection



Reliability

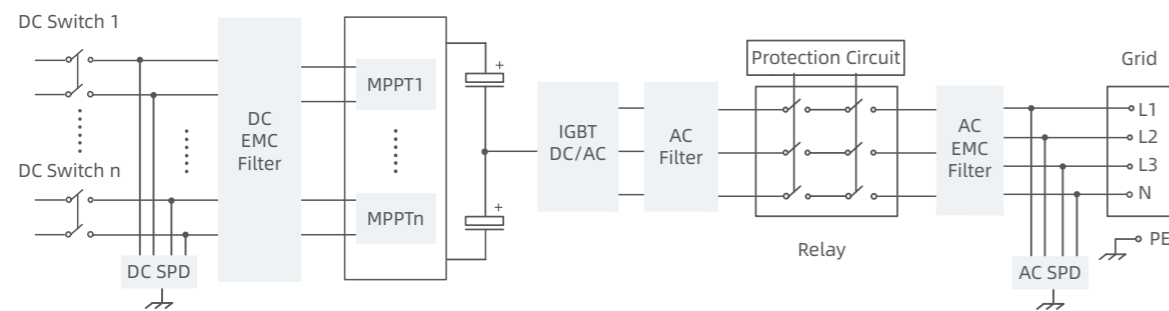
Smart air cooling
Built-in AC and DC SPD
Night PID function
Compatible with 182/210mm PV panels



User-friendliness

Mobile APP monitoring
With single-inverter zero export interface

Topological Graph



Technical Parameters

	Model	hopeSun 36KTL	hopeSun 40KTL	hopeSun 50KTL
DC Input	Max. DC Voltage	1100V		
	Starting Voltage	200V		
	MPPT Voltage Range	200V~1000V		
	MPPT Range Full Load	375V~850V		450V~850V
	Max Current / MPPT	45A / 45A	54A / 54A	60A / 60A
	Max. short-circuit current	67.5A / 67.5A	81A / 81A	90A / 90A
	Number of DC Inputs	3 / 3	5 / 4	
	MPPT Number	2		
AC Output	Rated Output Power	36kW	40kW	50kW
	Max. Active Power	39.6kW	44kW	55kW
	Rated Output Voltage	400V (Three-phase) (380V optional)		
	AC Voltage Range	300V~520V		
	Rated Output Current	52.0A	57.7A	72.2A
	Max. Output Current	57.2A	63.5A	79.4A
	Rated Grid Frequency	50Hz / 60Hz		
	Power Factor	0.8 (Leading)~0.8 (Lagging)		
	THD	<3%		
		Max. Efficiency	98.97%	98.95%
	European Efficiency	98.45%		98.51%
	AC/DC SPD	Yes		
	Anti-Islanding Protection	Yes		
	PV String Fault Detection	Yes		
	RCD	Yes		
	AC Overcurrent Protection	Yes		
	Cooling System	Smart Air Cooling		
	Operating Temperature	-25°C~+60°C		
	Protection Degree	IP65		
	Standby Power Consumption	<1W		
	Topology	Transformerless		
	Operating Altitude	4000m (Derating above 3000m)		
	Display	LED Indicator + APP		
	Communication	RS485 / WiFi / GPRS/ 4G		
	DC & AC Terminator	DC:MC4 AC:OT/ DT		
	Certification	IEC61683 / IEC62109 / IEC61000 / IEC62116 / IEC61727 / CQC / CGC		
	Optional	WiFi&GPRS&4G Module / Anti-PID Module		
Mechanical Parameters	Dimensions (W*H*D)	520*520*265mm		
	Weight	≤44kg		

C&I High Power Inverter



High-efficiency

4 MPPTs
Max. efficiency 99.00%
100%Pn under 45°C
Max. 20A DC input current
High precision & intelligent string detection



Reliability

Smart air cooling
Built-in AC and DC SPD
Integrated PID repair function
100-125k with single-inverter zero export interface



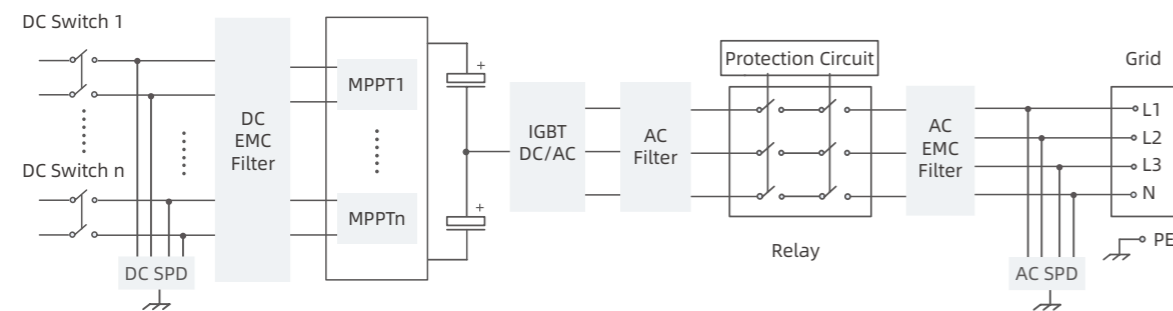
User-friendliness

Night SVG function
Mobile APP monitoring
AC and DC redundant power supply

Technical Parameters

Model		hopeSun 60KTL	hopeSun 70KTL	hopeSun 75KTL	hopeSun 100KTL	hopeSun 110KTL	hopeSun 125KTL-M	
DC Input	Max. DC Voltage	1100V						
	Start Voltage	200V						
	MPPT Voltage Range	200V~1000V						
	100Pn% MPPT Range	520V~850V		600V~850V		550V~850V		600V~850V
	Max. Input Current of Each MPPT	45A / 45A / 45A / 45A				65A / 65A / 65A / 65A		
	Max. short-circuit current	60A / 60A / 60A / 60A				100A / 100A / 100A / 100A		
	Number of DC Inputs	3 / 3 / 3 / 3			4 / 3 / 3 / 4		5 / 5 / 5 / 5	
	MPPT Number	4						
AC Output	Rated Output Power	60kW	70kW	75kW	100kW	110kW	125kW	
	Max. Active Power (cosθ=1)	66kW	77kW	82.5kW	110kW	121kW	137.5kW	
	Rated Output Voltage	400V (Three-phase) (380V optional)					500V (Three-phase)	
	Operating Voltage Range	300V~480V					425V~550V	
	Rated Output Current	86.5A	101A	108.3A	144A	158.8A	144A	
	Max. Output Current	95.3A	111A	119A	158.8A	174.7A	158.8A	
	Rated Grid Frequency	50Hz / 60Hz						
	Power Factor	0.8 (Leading)~0.8 (Lagging)						
	THD	<3%						
	Max. Efficiency	98.85%	99.00%					
	European Efficiency	98.51%	98.52%					
	AC/DC SPD	Yes						
Anti-Islanding Protection	Yes							
Insulation Impedance Detection	Yes							
Residual Leakage Current Detection	Yes							
PV String Fault Detection	Yes							
Output Overcurrent Protection	Yes							
Protection Degree	IP65							
Operating Temperature Range	-25°C~+60°C							
Cooling System	Smart Air Cooling							
Standby Power Consumption	<1W			<5W				
Topology	Transformerless							
Operating Altitude	4000m (Derating above 3000m)							
Display	LED Indicator + APP							
Communication	RS485 / WiFi / GPRS / 4G							
DC & AC Terminator	DC:MC4 AC:OT/ DT							
Certificates	IEC61683 / IEC62109 / IEC61000 / IEC62116 / IEC61727 / CQC / CGC							
Optional	WiFi&GPRS&4G Module / Anti-PID Module							
Mechanical Parameters	Dimensions (W*H*D)	705*650*285mm			800*680*330mm			
	Weight	≤75kg			≤89kg			

Topological Graph



DC1500V High Power String Inverter



High-efficiency

12 MPPTs
High DC/AC ratio up to 1.5
Suitable for high-power bifacial PV panels
Highly-precise intelligent string detection
Max. efficiency 99.01%, european efficiency 98.52%



Reliability

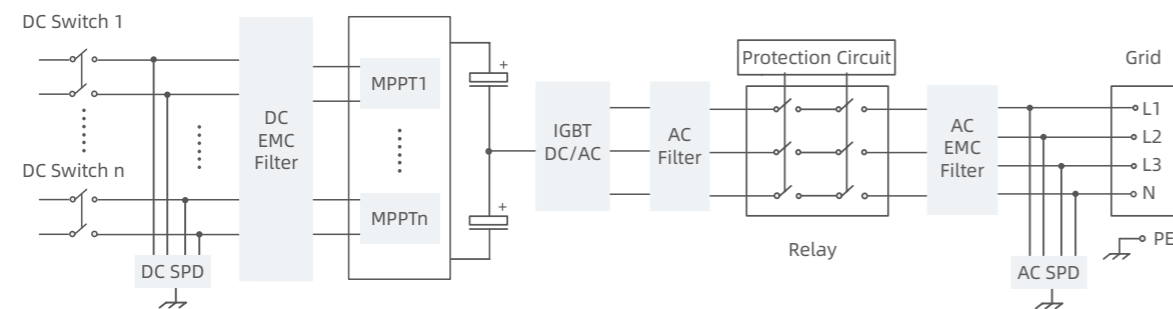
IP66
Built-in AC and DC SPD
Compatible in harsh environmental conditions
Intelligent fan cooling, low temperature rising and long lifespan



User-friendliness

IV diagnosis
Night SVG function
Support DC 2 in 1 connection
PLC communication, save construction cost

Topological Graph



Technical Parameters

	Model	hopeSunHV 250KTL	
DC Input	Max. DC Voltage	1500V	
	MPPT Voltage Range	500V~1500V	
	MPPT Voltage Range Full Load	820V~1320V	
	Max. Input Current of Each MPPT	30A	
	Max. short-circuit current	50A	
	Number of DC Inputs / MPPT	24 / 12	
AC Output	AC Output Power	225kW@50°C / 235kW@40°C / 250kW@30°C	
	Max. Active Power (cosθ=1)	250kW	
	Rated Output Voltage	800V	
	Operating Voltage Range	680V~800V	
	Max. Output Current	180.4A	
	Rated Grid Frequency	50Hz / 60Hz	
	Power Factor	0.8 (Leading)~0.8 (Lagging)	
	THD	<3%	
	System Parameters	Max. Efficiency	99.01% / 98.52%
		MPPT Tracking Efficiency	Steady>99.9%, Dynamic>99.0%
AC/DC SPD		Yes	
Anti-Islanding Protection		Yes	
Insulation Impedance Detection		Yes	
Residual Leakage Current Detection		Yes	
PV String Fault Detection		Yes	
Output Overcurrent Protection		Yes	
Protection Degree		IP66	
Operating Temperature Range		-25°C~+60°C	
Cooling System		Smart Air Cooling	
Standby Power Consumption		<5W	
Topology		Transformerless	
Operating Altitude		4000m (Derating above 3000m)	
Display		LED Indicator	
Communication		RS485 / PLC	
DC & AC Terminator		DC:MC4 AC:OT/ DT	
Certification		IEC61683 / IEC62109 / IEC61000 / IEC62116 / IEC61727 / CQC / CGC	
Mechanical Parameters	Dimensions (W*H*D)	1000*727*317mm	
	Weight	≤105kg	

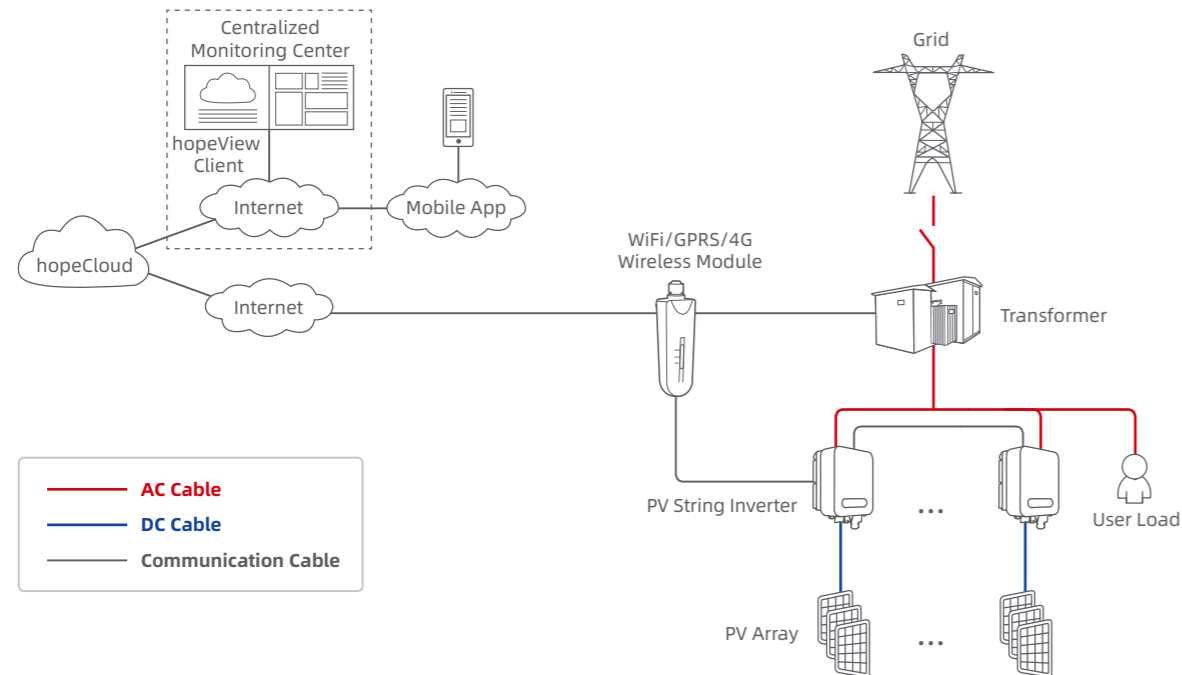
Communication Solution-WiFi/GPRS Wireless/4G Module

Product Description

The WiFi/GPRS wireless/4G module is used to extend the WiFi data transmission channel of the device. It supports mobile phone APP connection, monitoring, parameter settings.



For Residential



Performance Characteristics



Easy to Use

- Support RS485 port connections, plug and play.
- Support cloud platform monitoring services.
- Support remote modification of local parameters, support remote firmware upgrade.



Flexible

- Support multiple data formats.
- Support fast adaptation of all kinds of equipment.



Stable

- Industrial components and designs, can work at high temperatures.
- Under voltage protection and built-in hardware watchdog, the system automatically restarts when fault happens.
- Real-time detection of online status, the device will never be dropped.

Technical Parameters

Model		WiFi Module	
External Interface	Docking Mode	Aviation connector	
	Working Indicator	Power supply, networking, data transmission, data reception	
WiFi Parameter	Operating Frequency	2.412GHz~2.484GHz	
	Wireless Standard	802.11 b/g/n	
	Antenna Gain	2.5dBi (external)	
	Data Rate	11Mbps@11b, 54Mbps@11g, 72Mbps@11n	
	Hardware Encryption	WEP, WPA / WPA2	
	Communication Distance	100m (open environment)	
	Working Mode	AP + STA (coexistence mode)	
Software Parameter	Supported Device Protocol	Modbus-RTU, Modbus-TCP	
	Data Upload Cycle	5 minutes (default)	
	Parameter Configuration Mode	APP	
	Number of Clients in AP Mode	1 (preemptive)	
Hardware Parameter	Data Input Mode	RS485 (9600bps)	
	Data Output Mode	WiFi	
Model		GPRS Module	4G Module
External Interface	Power Port	Power input: 5~24VDC	Power input: 8~15VDC
	Data Input Mode	RS485 (9600bps)	
	Data Output Mode	GPRS	4G
	Acquisition Baud Rate	9600 (default)	
Data Acquisition Interval	5 minutes		
GPRS Parameter	Operating Frequency	GSM850 / EGSM900 / DCS1800 / PCS1900	EGSM900 / DCS1800 / PCS1900 / IMT2100
	Antenna Gain	2.5dBi	824~960MHz 0.5dBi / 1710~2690MHz 1dBi
	Maximum Transmission Rate	85.6Kbps	10M
	SIM Card	Standardized GPRS Nano card (Including 5 year usage)	m2m / Sim card (Including 5 year usage)
Software Parameter	Application Layer Protocol	Modbus-RTU	
	Network Layer Protocol	Modbus-TCP	
	Parameter Setting	Remote server	
General Parameters	Protection Degree	IP65	IP66
	Installation Mode	Aviation connector installation	
	Operating Temperature	-30°C~+85°C	

Communication Solution-Intelligent Data Collector

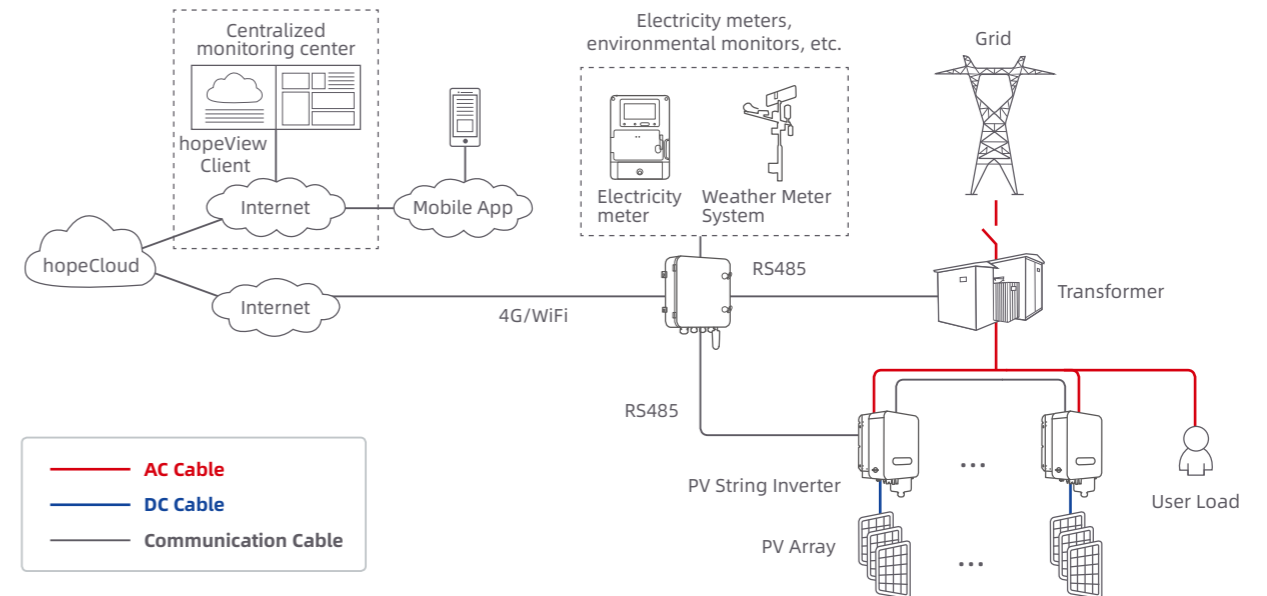
Product Description

The Intelligent Data Collector is mainly used for the photovoltaic network communication in the large-scale ground power plant. It is a versatile data collector and maintenance device that is capable of remote monitoring, data processing, equipment access, protocol conversion, and intelligent control.

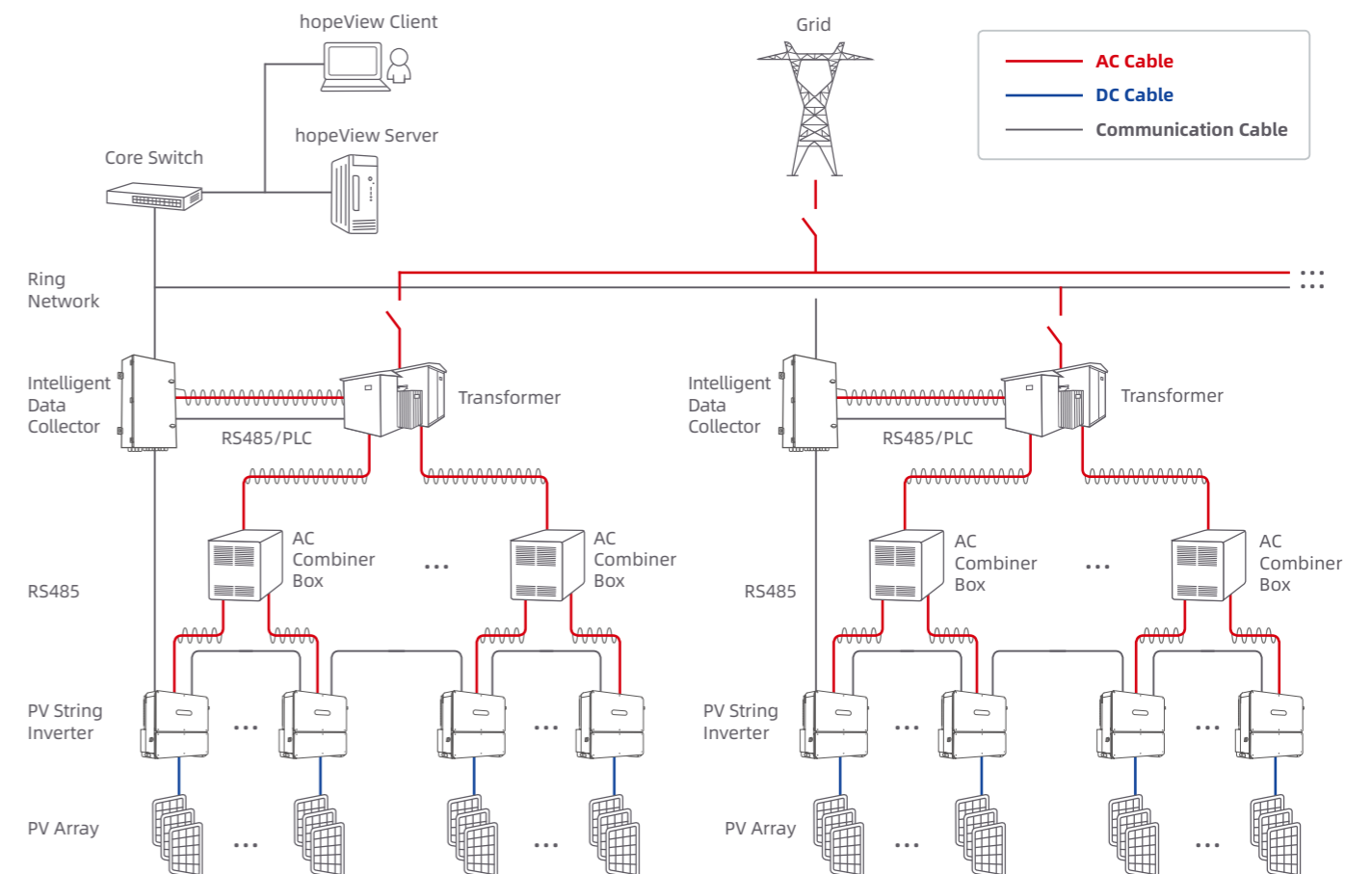
It realizes an efficient data interaction with inverters to achieve functions of network debugging, remote monitoring, and centralized monitoring.



Distributed PV Power Station



Large Ground PV Station



Features

Excellent Performance

- Linux Embedded Operating System
- 32-bit ARM-iMX25 series microprocessor
- Memory DDR2 64MB

Interface

- 8 DI (dry contact and isolated DI input), 4 DO interfaces (relay)
- 6 AI/AO interfaces (4 current, 2 voltage)
- 2 PT100 temperature detection, 2 CAN communication interfaces, 1 high-speed SD
- USB 2.0 high-speed interface, maximum speed 480Mbps (optional)

Communication

- PLC, RS485, Ethernet, optical fiber, etc.
- Optional wireless transmission methods such as WiFi, 4G etc.
- Communication protocols such as IEC60870-5-103, IEC60870-5-104, Modbus-RTU, Modbus-TCP, CDT

Function

- Full-featured configuration debugging tool, friendly interface, easy to use, configuration and debugging of data collector communication management, including interface configuration, protocol configuration, forwarding configuration, message monitoring, data viewing, data storage, etc.

Communication Solution-Intelligent Data Collector

Technical Parameters-C&I Type Data Acquisition

Model		hopeLogger1000
Communication Interface	Data Collector	8 RS485 channels, maximum 256 devices to be managed
	Wireless Module	4G / WiFi
System Parameters	Operating Temperature	-40°C~+60°C
	Storage Temperature	-40°C~+70°C
	Humidity	5%~95%, No condensation
	Altitude	≤5000m
	Protection Degree	IP65
	Power Supply	AC220V, 50 / 60Hz
	Inlet And Outlet	Down inlet and down outlet
	Inlet Specifications	AC220V: 1.0mm outdoor UV-proof wire
Mechanical Parameter	Dimensions (W*H*D)	430*410*130mm
	Weight	≤7kg

Technical Parameters-Power Station Type Data Acquisition

Model		hopeLogger2000-S
Communication Interface	Data Collector	8 RS485 channels, maximum 256 devices to be managed
	Fiber Switch	2 optical 2 electrical fiber switches
	Fiber Optic Terminal Box	4 in 24 out SC single mode fiber optic terminal box
System Parameters	Operating Temperature	-40°C~+60°C
	Storage Temperature	-40°C~+70°C
	Humidity	5%~95%, No condensation
	Altitude	≤5000m
	Protection Degree	IP65
	Power Supply	AC220V, 50/60Hz
	Inlet And Outlet	Down inlet and down outlet
	Inlet Specifications	AC220V: 1.0mm outdoor UV-proof wire
Mechanical Parameter	Optical Cable	Single-mode fiber optic cable with diameter ≤14mm
	Dimensions (W*H*D)	410*700*175mm
	Weight	≤15kg

Zero Export Solution-Single-inverter

Features

■ String Inverter + Smart Meter

- Integrated solution, the meter can be installed outdoors
- Hopewind cloud intelligent parameter configuration and online monitoring
- Support CT flexible configuration to adapt to different project scales



Technical Parameters

Basic Parameters	Application Type	Single-Phase Direct Access Type	Three-Phase Direct Access Type	Three-Phase Ct Access
	Input Voltage	184~276VAC	320~480VAC	320~480VAC
	Input Current	0.5~100A	0.5~100A	300 / 5A
	Input Frequency	45~65HZ		
	Voltage Measurement Accuracy	0.50%		
	Current Measurement Accuracy	0.50%		
	Power Consumption	≤2W		
	Communication Method	RS485		
	Protection Degree	IP51 (indoor type) / IP65 (outdoor type)		

Technical Parameters-CT

Model	Power Section	Rated Current Ratio	Accuracy Class	Hole Diameter(Mm)
Snap Type On Off Transformer	150kW	300 / 5A	0.50%	Φ24
	250kW	500 / 5A		Φ35
	400kW	800 / 5A		Φ50
	500kW	1000 / 5A		
On Off Square Hole Transformer	1.5MW	3000 / 5A		160*160



Zero Export Solution-Multi-inverter

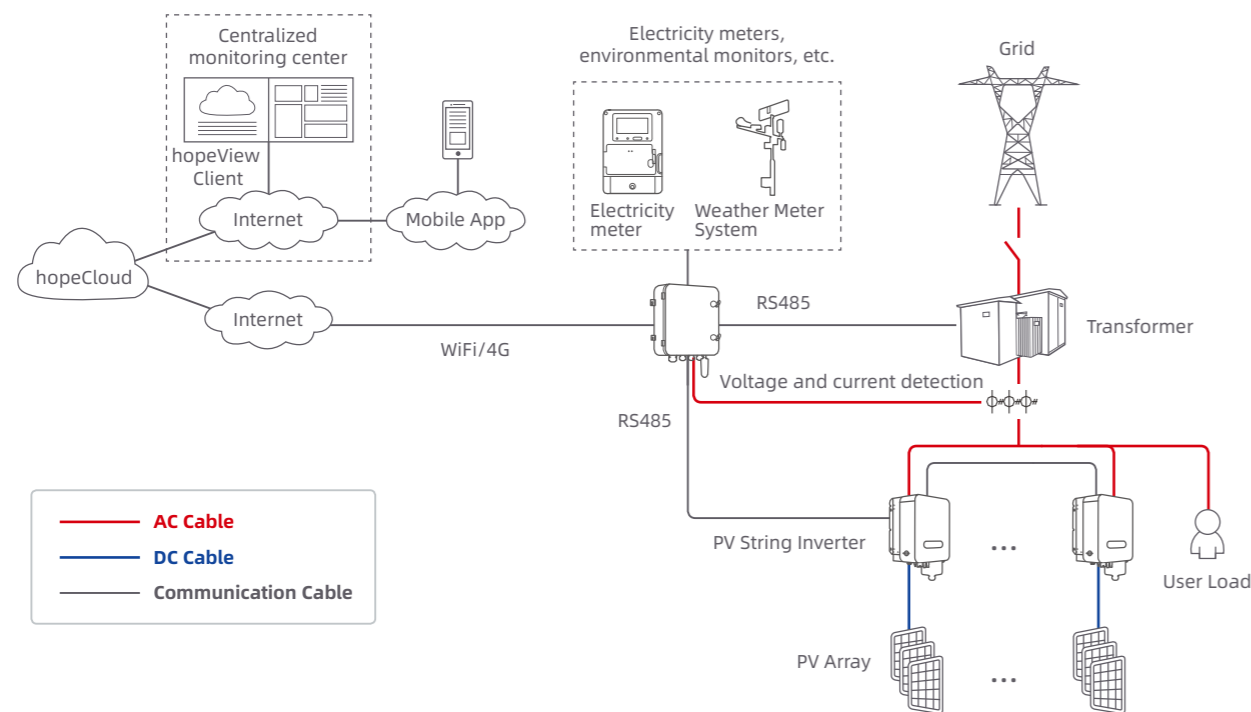
Product Description

The Zero Export box is mainly used in distributed PV power stations. It is a powerful power regulation device that is capable of remote monitoring/data processing/export control/reactive power adjustment.

It realizes an efficient data interaction with inverters to achieve functions of reasonable scheduling and allocation of system resources.



Distributed PV power station



Features

Multiple Communications

- Support multiple communication methods such as RS485 and Ethernet
- Optional WiFi, 4G and other wireless transmission method
- Support IEC60870-5-104, Modbus-RTU, Modbus-TCP and other communication protocols

Perfect Function

- Multi-inverter export control function
- Reactive power adjustment function
- Hopewind cloud intelligent parameter configuration and online monitoring
- Support CT flexible configuration to adapt to different project scales

Technical Parameters

Model		hopeComBox 1000
Communication Interface	Number of RS485 Interface	8
	Number of Ethernet Interface	1
	Max. Number Of Inverter Connections	30pcs
System Parameters	Operating Temperature	-40°C~+60°C
	Storage Temperature	-40°C~+70°C
	Operating Humidity	5%~95%, No condensation
	Operating Altitude	≤5000m
	Protection Degree	IP65
	Power Supply	230V / 400VAC, 50Hz / 60Hz
	Grid Type	3W+N+PE / 3W+PE
Mechanical Parameters	In And Out Way Line	Down inlet and down outlet
	Dimensions (W*H*D)	430*410*125mm
	Weight	≤7kg




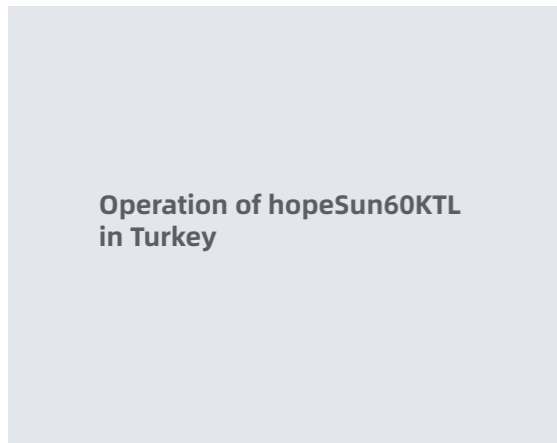
Project Cases



200MW hopeSunHV250KTL Utility Project in Ningxia, China



Operation of hopeSun100KTL In Vietnam



550kW Solar Plant in South Korea



Residential PV Project in Vietnam


Project Cases



Operation of hopeSun50KTL
in South Korea



Poverty Alleviation PV Project in Hebei, China



Residential PV Project in China



Rooftop PV Project in Hunan, China

Project Cases



Rooftop PV Project in Shandong, China



Solar Power Project in Jiangxi, China



The Village-level 21.48MW Solar Poverty Alleviation Power Station Project in Hebei, China



Solar Poverty Alleviation Power Station Project in Henan, China



Rui'neng Solar Power Rooftop Project in Sichuan, China



Rooftop PV Project in Jiangsu, China

Project Cases



Operation of 50kW String Inverter



Roof-top Project in Jiangsu, China



Roof-top PV Project in Anhui, China



Street-usage PV Station in Shandong, China




Solar Renewable Project in Anqiu, China



CNNC 2.8MW PV Project in Shandong, China



Grinding Project in Shandong, China



12MW Dalian Roof-top PV Project in China

HOPE FOR A GREENER WORLD



Email: Globalsupport@hopewind.com

Tel: +86 189 4874 2347

Website: en.hopewind.com

©2022 Hopewind Electric Co., Ltd. All rights reserved. V4.4.2

If the product size and parameters have changed, the latest actual product shall prevail